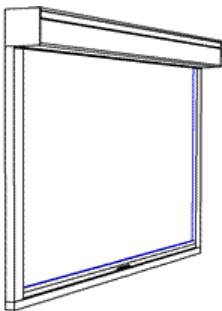


## Manually operated ZIP blackouts, blinds, screens and shades

It's important to note that not all the hand-operation options shown below are suitable for all sizes of SHY ZIP blinds. For more information please contact our sales team.

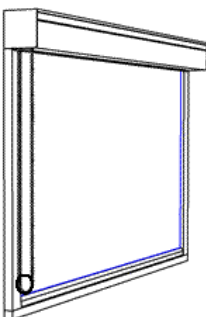
Hand control of hem bar for ZIP cassette blinds.



The simplest manual control of a ZIP Blind is by moving the hem bar by hand. A neat handle has a clip which snaps shut to the bottom channel when the blind is fully closed.

For some highly specialist needs, it is possible to have a Decelerator ZIP blind similar to the Obscura Decelerator - but this is not a standard option.

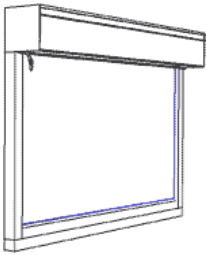
Side chain operation



A neat, endless ball-chain moves the blind smoothly to where the user needs it. For larger blinds, heavy-duty side chains are fitted. This option for ZIP blinds is also available on the Obscura series.

NB: The chain in the illustration is shown ready for use. You must take safety precautions with chain-operated blinds.

## Crank and gear box operation



Our gearbox allows you to raise or lower your ZIP blackout blind by turning of a handle. The handle can remain with the blind - or it can be detached (as shown here). A detachable handle can be particularly useful for situations - such as classrooms - where there is a need to limit access to the blind's operating mechanism.

Photo of a gearbox drive:

